



- *High torsional stiffness*
- *0.1% accuracy*
- *Compact design - 2" OAD X 1.75" OAL*
- *Capacities from 50 to 1000 lb-in*
- *SAE 4340 Alloy Steel*
- *Supplied with mating connector*

The compact T120 is designed for measuring non-rotating reaction torque values associated with motors, pumps, and similar devices, and ridged drive shafts with small amounts of rotation. The T120 with inherent low-end measurement capability can be installed at the driver or absorber end of the measurement chain. AC carrier or DC strain gage signal conditioning electronics can be used with the T120. Interconnecting cable assemblies are available as an option. In-house calibration of the T120 with SensorData electronics will be provided free of charge or with customer-supplied electronics for a fee.

Specifications

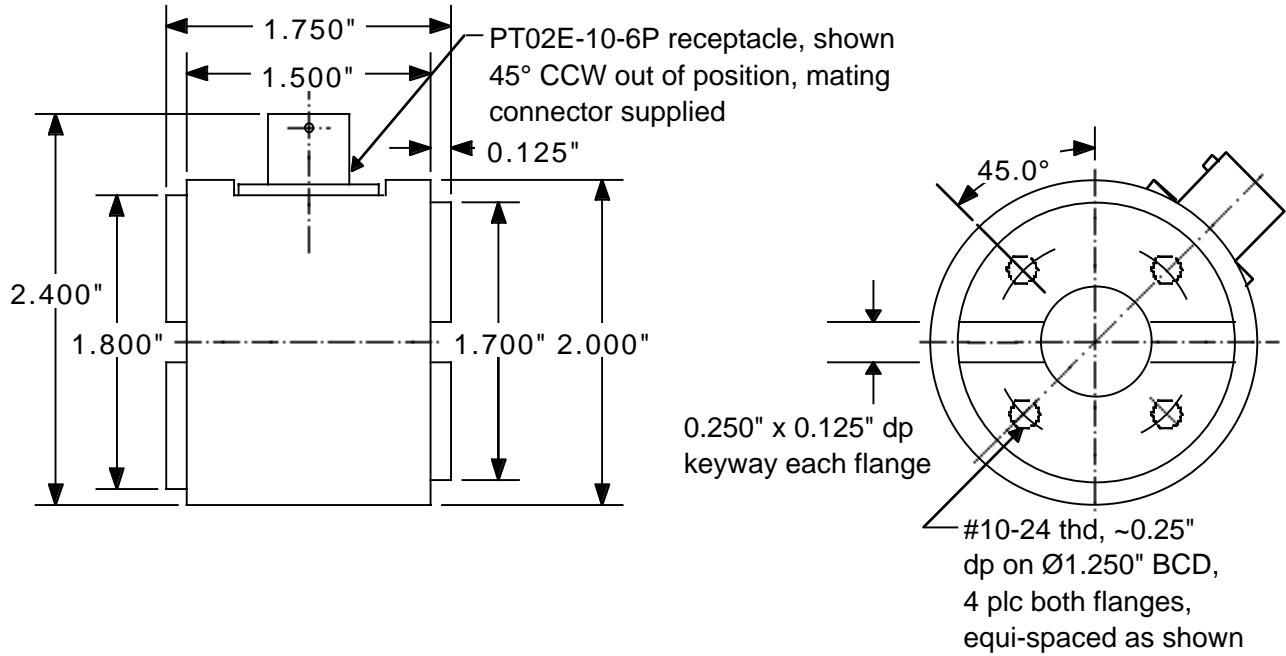
(Subject to change without notice)

Rated Capacity	50, 100, 200, 500, 1K lb-in
Nonlinearity	0.10% of rated output
Hysteresis	0.10% of rated output
Nonrepeatability	0.05% of rated output
Rated Output, typical	2.00 mV/V
Zero Balance	+/-1% of rated output
Temperature Range, operating	-65 to +200 F
Temperature Range, compensated	+70 to +170 F
Temperature Effect on Output	0.002% of load/F
Temperature Effect on Zero	0.002% of rated output/F
Bridge Resistance, typical	350 ohms
Excitation Voltage, bridge, typical	10 VDC or VAC rms
Excitation Voltage, bridge, maximum ⁽¹⁾	20 VDC or VAC rms
Insulation Resistance, bridge to case	>5000 megohms at 50 VDC
Maximum Load, safe ⁽²⁾	200% of rated capacity
Maximum Load, ultimate ⁽³⁾	400% of rated capacity
Torsional Stiffness, typical	See table next page
Extraneous Loads, maximum	See table next page
Number of Bridges	1
Weight	<1 lb
Construction	SAE 4340 Alloy Steel

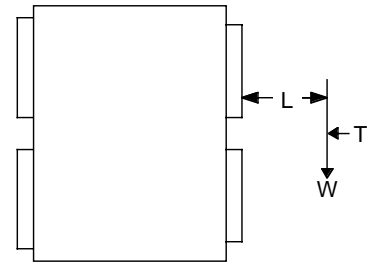
⁽¹⁾ Temperature gradients caused by higher excitation voltages may effect performance.

⁽²⁾ With load centered maximum torque that can be applied without producing a permanent shift in performance characteristics.

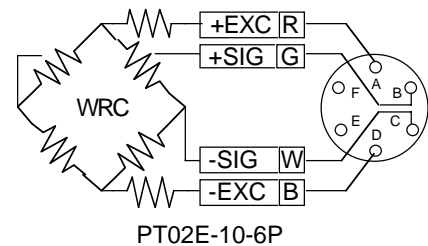
⁽³⁾ With load centered maximum torque that can be applied without physical damage.



Rated Capacity lb-in	Torsional Stiffness lb-in/rad	Maximum Overhung Moment W X L lb-in	Maximum Shear W lb	Maximum Thrust T lb
50	8,750	220	34	560
100	8,750	220	34	560
200	24,400	590	152	800
500	92,500	710	620	850
1K	160,000	790	920	890



Do not exceed the maximum value for overhung moment or shear, whichever occurs first.



ORDERING INFORMATION

- T120-Capacity Standard; supplied with receptacle and mating connector. Mounting hardware not included.
- Cable Assembly Optional; 10 ft., color coded, shielded, mating connector sensor end, customer specified connector instrument end.
- Cable Assembly Optional; 10 ft., color coded, shielded, mating connector sensor end, leads stripped and tinned instrument end.

IMPORTANT NOTICE

Dimensions above are in inches unless otherwise noted. Manufacturer not responsible for any modification to product, fixtures, or accessories made by user or third party. User should request certified drawings before designing mountings or fixtures. Manufacturer reserves right to modify or change design, dimensions, specifications, and features of this product without prior written notice. Changes to NOTICE must be in writing and accepted by manufacturer.

SensorData Technologies, Inc.

**Presented By :
A-Tech Instruments Ltd.
Phone 416 754 7008 Fax 416 754 2351
Email: sales@a-tech.ca**